

Features

- Broadband filtering due to low capacitance winding technique;
- High suppression of asymmetrical interferences also at low frequency range;
- Very compact design;
- Highest possible rated current by small size;
- Flammability corresponding to UL 94 V-0;
- Certified according to IEC 60938-2;
- Operating temperature range $-55^{\circ}\text{C} \sim 125^{\circ}\text{C}$ (Including self - temperature rise);



Application


- Power line input and output filter.
- Filtering of devices without any ground connection.
- Suppression of radio interferences in motors.
- Suppression of common mode noise.

Product Identification

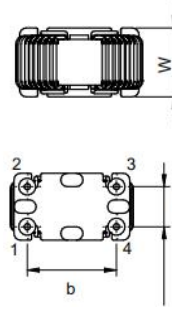
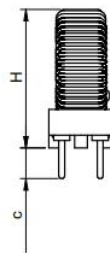
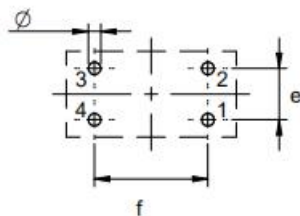
KCMB 1915 - 102 N
 ① ② ③ ④

- ① Series name: Wire Wound Common Mode THT Choke
- ② Chip Size: 19×15×22mm
- ③ Inductance: 1000 uH
- ④ Tolerance: $\pm 30\%$

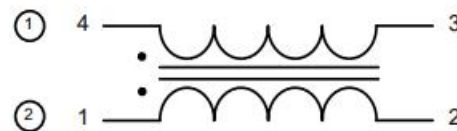
SHAPE AND DIMENSIONS



Recommended Layout:



Schematic:



Series	Mechanical Dimensions(mm)							Land Pattern(mm)		
	LMax	WMax	HMax	a	b	c	dTyp	e	f	Ø
KCMB1915	19	15	22	5.0±0.5	7.7±0.5	3.5±0.5	0.9	5.0	7.7	1.1

SPECIFICATIONS

KCMB 1915 Series

Part Number	L(μ H)	IR(A)	DCR(m Ω)	UR(Vac)	UT(Vac)	Core Material	Test Condition
KCMB1915-102N	1000	3.0	35	250	1500	Mn-Zn	10KHz/0.25V
KCMB1915-222N	2200	2.0	70	250	1500	Mn-Zn	10KHz/0.25V
KCMB1915-332N	3300	1.5	120	250	1500	Mn-Zn	10KHz/0.25V
KCMB1915-103N	10000	1.0	360	250	1500	Mn-Zn	10KHz/0.25V
KCMB1915-203N	20000	0.5	540	250	1500	Mn-Zn	10KHz/0.25V

L: Inductance; IR: Rated Current; UR: Rated Voltage; UT: Insulation Test Voltage

TYPICAL ELECTRICAL CHARACTERISTICS

KCMB1915 series

